

Panel Jack Receptacles—Square Flange

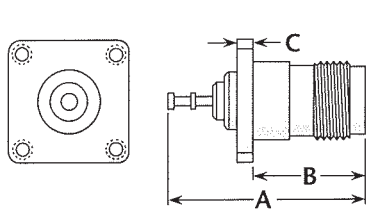


Figure 1
(Turret contact)

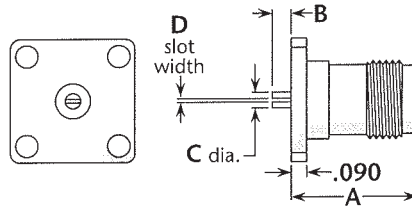


Figure 2
(Slotted contact)

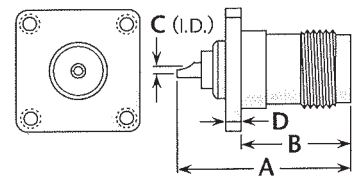


Figure 3
(Solder pot contact)

See page 201 for
MIL-PRF-39012 QPL version.

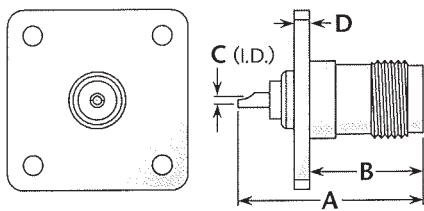


Figure 4
(Solder pot contact, 1" square flange,
interchangeable with type N standard flange size)

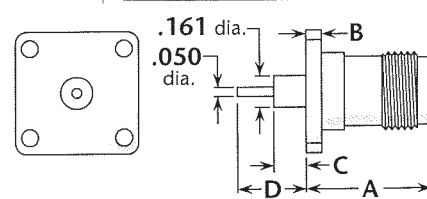


Figure 5
(Post contact)

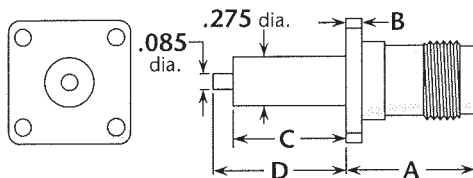


Figure 6
(Post contact)

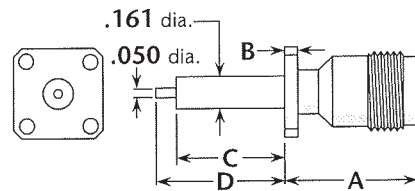


Figure 7
(Post contact, 1/2" square flange,
interchangeable with SMA standard flange size)

Figure	Dimensions				Mounting Figure	Plating		Delta P/N
	A	B	C	D		Body	Contact	
1	1.06	.63	.090	—	07	Nickel	Silver (C)	1212-000-N070
2	.715	.050	.085	.012/.017	09	Nickel	Gold (C)*	1243-000-F09E-1
2	.715	.050	.085	.036/.040	09	Nickel	Gold (C)*	1243-000-F09E-2
3	1.06	.63	.062	.090	07	Nickel	Gold (C)	1213-000-N071
3	1.06	.63	.062	.090	08	Nickel	Gold (C)	1213-000-N080
3	1.06	.63	.062	.090	09	Nickel	Gold (C)	1213-000-N090
3	1.06	.63	.062	.090	18	Nickel	Gold (C)	1213-000-N180
4	1.06	.63	.062	.080	33	Nickel	Gold (C)	1213-000-N330
5	.715	.090	.175	.375	09	Nickel	Gold (C)	1258-000-N091-9
6	.750	.080	.000	1.25	18	Nickel	Gold (C)	1258-000-N181
6	.750	.080	.590	.705	18 [§]	Nickel	Gold (C)*	1258-000-N181-9
7	.750	.080	.590	.705	05	Nickel	Gold (C)	1258-000-N051

(C) in contact plating column indicates captive contact. • *Indicates epoxy-captivated contact.

§Flange #18 except with .125 dia. mounting holes. • See page 6 for alternate body plating information.

See page 203 for mounting dimensions. • All items are available with other flange sizes and contact configurations.