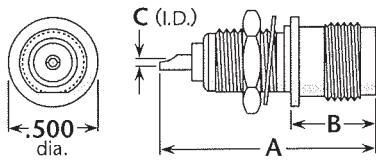
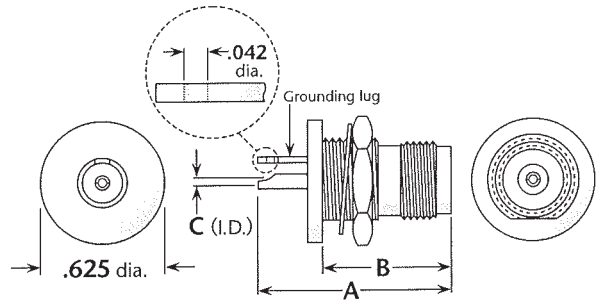


## Bulkhead Jack Receptacles

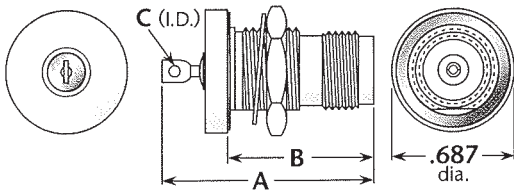


**Figure 1**  
(Front mount)

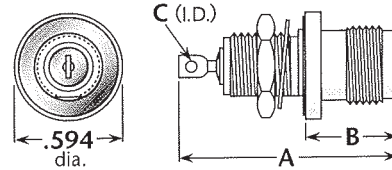


**Figure 2**  
(Rear mount, with grounding lug)

See page 200 for MIL-PRF-39012 QPL version.



**Figure 3**  
(Rear mount, hermetically sealed,  
with mounting gasket)



**Figure 4**  
(Front mount, hermetically sealed,  
with mounting gasket)

See page 201 for MIL-PRF-39012 QPL versions.

**Figure 5**  
(Right angle, with mounting gasket)

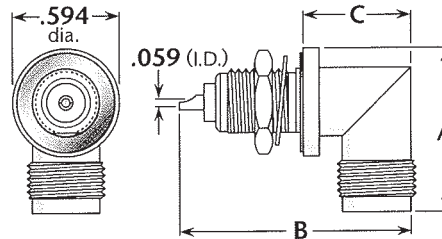


Figure	Dimensions			Max. Panel	Mounting Figure	Plating		Delta P/N
	A	B	C			Body	Contact	
1	1.06	.47	.062	.13	62	Nickel	Gold (C)	1220-000-N620
1	1.19	.47	.062	.26	62	Nickel	Gold (C)	1220-000-N62E-1
1	1.06	.47	.062	.13	65	Nickel	Gold (C)	1220-000-N650
1	1.06	.47	.062	.19	65	Nickel	Silver (C)	1220-000-N656
1	1.06	.47	.062	.19	65	Nickel	Gold (C)	1220-000-N65E
1	1.19	.47	.062	.26	65	Nickel	Gold (C)	1220-000-N65G
2	1.06	.75	.062	.16	59	Nickel	Gold (C)	1221-000-N591-3
3	1.20	.83	.062	.26	59	Nickel	Gold (C)	1221-000-N598
4	1.20	.52	.062	.26	65	Nickel	Gold (C)	1220-000-N638
5	.97	1.22	.59	.13	65	Nickel	Gold (C)	1222-000-N630-1
5	.97	1.34	.59	.25	65	Nickel	Gold (C)	1222-000-N630-2

(C) in contact plating column indicates captive contact. • See page 203 for mounting dimensions.  
See page 6 for alternate body plating information. • All items are available with other flange sizes and contact configurations.