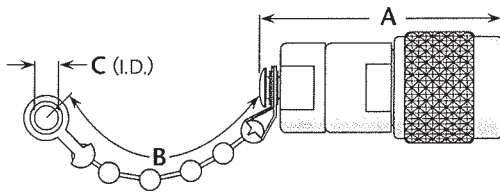
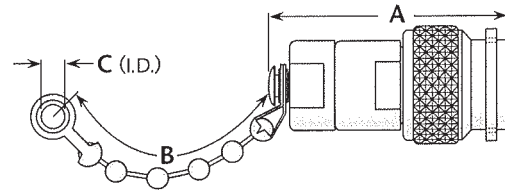


## Resistive Termination (Plug Type)



**Figure 1**

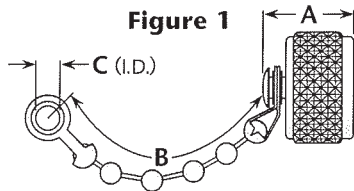


**Figure 2**

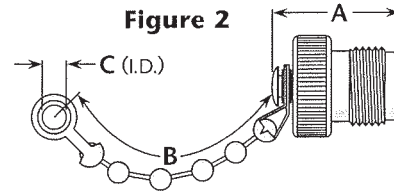
(Safety-wire holes in coupling nut)

| Resistor          | Fig. | Dimensions |      |      | Features   | Plating |          | Delta P/N       |
|-------------------|------|------------|------|------|------------|---------|----------|-----------------|
|                   |      | A          | B    | C    |            | Body    | Contact  |                 |
| 51Ω ±5%, 1/2 Watt | 1    | 1.25       | 3.50 | .144 | Bead chain | Nickel  | Gold (C) | 1231-000-N000   |
| 51Ω ±5%, 1/2 Watt | 1    | 1.25       | —    | —    | No chain   | Nickel  | Gold (C) | 1231-000-N00A   |
| 75Ω ±1%, 1/2 Watt | 2    | 1.25       | 3.50 | .144 | Bead chain | Nickel  | Gold (C) | 1231-000-N000-5 |
| 75Ω ±1%, 1/2 Watt | 1    | 1.25       | —    | —    | No chain   | Nickel  | Gold (C) | 1231-000-N00A-2 |

## Dust Caps



**Figure 1**

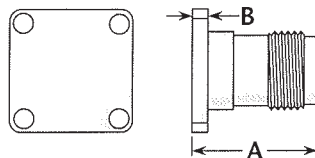


**Figure 2**

See page 198 for MIL-PRF-39012 QPL versions.

| Figure | Dimensions |      |      | Features                  | Plating |          | Delta P/N       |
|--------|------------|------|------|---------------------------|---------|----------|-----------------|
|        | A          | B    | C    |                           | Body    | Contact  |                 |
| 1      | .53        | 2.25 | .144 | Bead chain                | Nickel  | —        | 1232-000-N000   |
| 1      | .37        | —    | —    | No chain                  | Nickel  | —        | 1232-000-N00A   |
| 1      | .69        | 2.25 | .144 | Bead chain / shoring type | Nickel  | Gold (C) | 1232-000-N00C   |
| 2      | .58        | 3.50 | .144 | Bead chain                | Nickel  | —        | 1233-000-N000-2 |
| 2      | .58        | —    | —    | No chain                  | Nickel  | —        | 1233-000-N00A   |
| 2      | .69        | 2.50 | .144 | Bead chain / shoring type | Nickel  | Gold (C) | 1233-000-N00C   |

## Dummy Receptacle



| Dimensions |      | Mounting Figure | Plating |         | Delta P/N     |
|------------|------|-----------------|---------|---------|---------------|
| A          | B    |                 | Body    | Contact |               |
| .715       | .080 | 09              | Nickel  | —       | 1263-000-N090 |

(C) in contact plating column indicates captive contact. • See page 6 for alternate body plating information.  
See page 203 for mounting dimensions. • Caps and terminations are available with other chain styles and/or resistances.